

Newsletter of Micropalaeontology



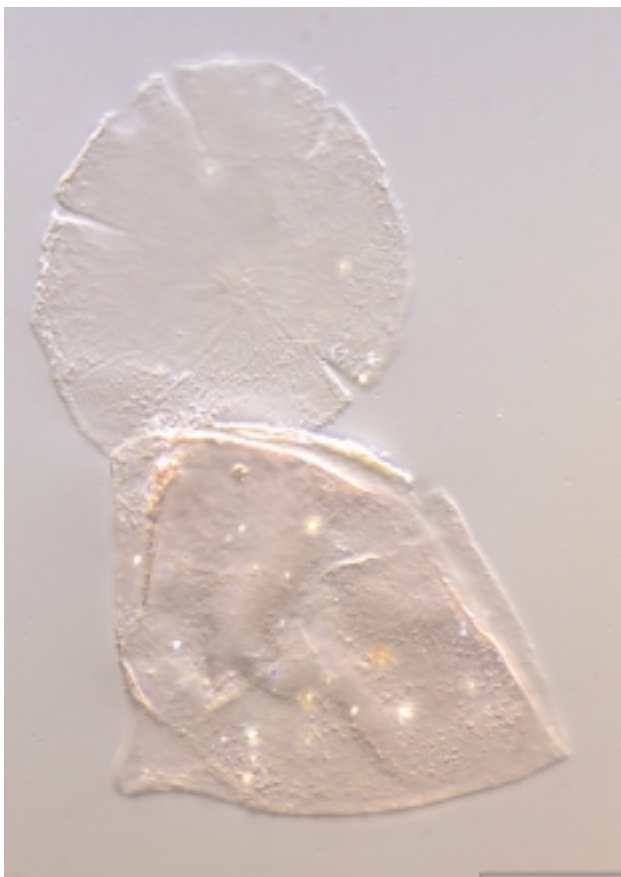
January 2003
Number 67

Edited by Jennifer Pike

Inside this Issue

- 3** Notes from the Chair
- 5** Society News
- 14** Specialist Group News
- 23** Micropalaeontology News
- 26** Photo Gallery
- 29** Forthcoming Meetings
- 32** Conference Reports

Registered Charity No. 284013
ISSN 0140-6730



The Micropalaeontological Society

<http://www.tmsoc.org>



Philodinium TM

Palytech Processing Ltd

PALYNOLOGICAL & MICROPALAEONTOLOGICAL PROCESSING & SUPPLIES

77 Market St, Birkenhead, Wirral, CH41 6AN, UK

Tel: 00 44 (0)151 666 8406

Fax: 00 44 (0)151 647 3641

Email: palylab@aol.com

- High quality processing in our fully dedicated laboratory, with separate washing, crushing and slide making facilities
- Processing specific to your requirements
- Notification of sample receipt, progress and dispatch
- Friendly, helpful and reliable service
- Confidentiality assured
- Highly competitive prices
- All project sizes undertaken
- Free trial sample processing on request
- Partial processing for spore colour, vitrinite reflectance, geochemistry, etc
- Overseas enquiries always welcome.

We also offer competitive prices on nylon/polyester sieve mesh, improved sieve mesh holders and metal sieves for washing cuttings, top sieving. micropalaeo, etc.

Other laboratory services, equipment, training and mobile labs on request.

Managing Director: Rae Jones MSc, PhD Palynology, Sheffield, over 10 years processing experience, international presentations, publications, reviewing and innovations regarding palynological processing

Notes from the Chair

Haydon Bailey
<hwb20@aol.com>

It doesn't seem 12 months since I took over the role as chairman of the Society, nevertheless in this time we've seen the Society name change finalised, we've moved to update the Society logo, we've changed to the Geological Society Publishing House for the publication of the Society special publications and we've hosted the Joint Meeting with NAMS and the AASP. On this last point my congratulations and sincere thanks go to the organising committee who did such an excellent job making everything run so smoothly. With almost two hundred delegates the event was definite success and we are especially grateful to Alan Lord and his team of technical helpers from UCL who provided every assistance to speakers and those with poster demonstrations. I went along on the post-conference field trip to the Isle of Wight which was graced by a combination of clear blue skies and good tidal conditions, making the visit to the eastern and southern corners of the island both practical and very enjoyable (see notes elsewhere in this Newsletter). My thanks to all three leaders, Iain Prince, Ian Jarvis and Bruce Tocher who were exemplary hosts to all our visitors.

So what for the next year? On the mundane side I've initiated a review of the Society Constitution rules, as these are somewhat out of date having remained essentially unaltered for the last thirty years. I'm in contact with other similar organisations (Pal. Ass, INA) comparing notes and would also welcome suggestions from any members who wish to make contributions towards the updating of the current rules. Take some time to have a read through and please contact me with any ideas. We are already seeing quite a move to increase collaboration between specialist groups when it comes to meetings and field trips and this will be encouraged, as will joint meetings with

similarly-minded groups outside the TMS structure. There are also definite moves towards specialist group meetings being held in European locations over the next year or so, which is a positive move reflecting our more international status.

It is interesting to note that one of Martin Farley's conclusions at the close of his excellent presentation at the September Conference social evening was that we cannot expect micropalaeontology to have a long-term future if we only attend micropalaeontology meetings. It is in our own interest, both personal and as a representative of the discipline, that we take micropalaeontology into other spheres, making sure we attend and hopefully make presentations at more general geological meetings and even gatherings of geophysicists. We have an essential role to play in the definition of stratigraphic boundaries, in the development of economic resources and in the teaching of both existing and future geologists, to name but few.

To take this discussion one step further, the practical application of micropalaeontology in more 'unconventional' areas has always fascinated me, particularly in engineering and forensic science. Perhaps it is in fields such as these where we should get ourselves even more involved in order to introduce the discipline to a wider audience. Most of the time specialists in these areas are unlikely to be aware of what we can do and often what we regard as being a relatively easy task. Maybe it's time to get out a bit more and talk to the uninitiated.

At this point I shall follow the advice of the broadcaster Cliff Michelmore who counseled after dinner speakers that "if you haven't struck oil after five minutes, stop boring and sit down." I think my five minutes is up.

The cover picture for this Newsletter was provided by Susanne Feist-Burkhardt, Natural History Museum.

Scale bar in lower right corner is 20 microns

The palynomorph is *Wanaea indotata*.

Copy deadline for next Newsletter is 1st May 2003.

TMS FOUNDATION

The Micropalaeontological Society Foundation is a sponsorship scheme to help support the *Journal of Micropalaeontology*. The Foundation is made up of members, non-members and institutions who wish to support the science of micropalaeontology via the production of the *Journal*. Any level of subscription is welcome. A minimum annual donation of £25 is suggested; donors of £25 or more will be acknowledged in the *Journal* and the *Newsletter*.

Subscription is welcome at any time. Please send donations to James B. Riding, Treasurer, The Micropalaeontological Society, British Geological Survey, Keyworth, Nottingham, Nottinghamshire, NG12 5GG, UK. Please make cheques/money orders/bankers drafts payable to “**The Micropalaeontological Society Foundation**”. If you wish to pay by Visa or Mastercard, please include amount you wish to donate, the card number, expiry date and cardholders address. If you wish to pay by Switch, please include the amount you wish to donate, the Switch Number, card issue number, expiry date and cardholders address.

BMS Foundation Donors of £25 or over (December 2002)

R A K Attewell

J B Riding

B D Bade

L Trevisan

D W Haig

H Uffendorfe

G V Laursen

D Wall

H J Oertli

I P Wilkinson

Editors, Stereo Atlas of Ostracod Shells

Society News

Secretary's Report

James Powell

<ajp@dinosystems.co.uk>

Introduction

2001/2002 has been my fifth year as TMS Secretary. My activity during the past 12 months has been focused on coordinating design of a new letterhead and logo for the Society, arranging the 2002 AGM, administering the Grants-in-Aid scheme and the Charles Downie Award, maintaining the membership database, compiling the Directory of Members and co-convening a joint meeting of AASP, TMS and NAMS at University College London, September 2002.

Letterhead and Logo

The Society's letterhead and logo are in the process of being redesigned in line with the change of name. A professional designer has been consulted and it is hoped that the new 'house style' will be in place by the 2003 AGM and in time for Volume 23 (Part 1) of *Journal of Micropalaeontology* and Number 69 of *Newsletter of Micropalaeontology*.

2002 AGM

A report on the 2002 AGM appears elsewhere in the newsletter.

Grants-in-Aid

TMS Grants-in-Aid are awarded annually to help student members of the Society in their fieldwork, conference attendance, or any other specific activity related to their research which has not been budgeted for. Grants-in-Aid cannot be awarded for miscellaneous expenditure (e.g. slides, sample bags, sample preparation,

laboratory costs, SEM photography or producing, photocopying, printing and binding of theses), nor can they be awarded retrospectively.

A maximum of £200 can be awarded to each successful applicant, and a total of £600 is available annually. Awardees are also expected to write a short report for the Newsletter once their grant has been used. Applications forms may be obtained from the Secretary <ajp@dinosystems.co.uk>.

Charles Downie Award

The Charles Downie Award is an annual award made to the member of TMS who, in the opinion of the Committee, has published the most significant paper, in any journal, based upon his or her postgraduate research. Nominations for the best paper published in 2002 should be submitted either to the appropriate specialist group or the Secretary <ajp@dinosystems.co.uk> by 31st March 2003. Nominated papers can be either single authorship or multiple authorship (as long as the nominee is the senior author).

Membership Database

The Society's updated database comprises 447 (447) individual members, of which 235 (241) are resident in the UK, 106 (105) in Europe, and 106 (101) in the Rest of the World (last year's figures in brackets). Unfortunately, 51 members have still not renewed their membership for 2001/2002, and so may not be entitled to Newsletter No. 67 and Part 2 of Volume 21 of the Journal.

Missing Members

The following three members have apparently changed address recently. Please let the Secretary <ajp@dinosystems.co.uk> if you know their current addresses:

G.K. Gillmore

A.D.J. Taylor

R.I. Whatley

Directory of Members

A new edition of The Directory of Members was compiled complete with Email addresses, telephone and fax numbers, as well as specialist group affiliations. When it is issued, members should check for any inaccuracies and notify the Secretary accordingly. It is also the intention of the Committee for the

Directory of Members to be made available electronically. Individual members who do not wish their details to be made public in this fashion should contact the Secretary.

AASP-BMS-NAMS Meeting 2002

A very successful joint meeting of the American Association of Stratigraphic Palynologists (ASP), The Micropalaeontological Society (TMS) and the North American Micropaleontology Section (NAMS) of SEPM took place at University College London between 11th and 13th September 2002. Over two hundred delegates registered for the meeting from twenty-five different countries (Argentina, Austria, Australia, Belgium, Brazil, Canada, Colombia, Denmark, France, Germany, India, Ireland,

Grants-in-Aid 2002

TMS Grants-in-Aid are awarded annually to help student members of the Society in their fieldwork, conference attendance, or any other specific activity related to their research which has not been budgeted for. Grants-in-Aid cannot be awarded for miscellaneous expenditure (e.g. slides, sample bags, sample preparation, laboratory costs, SEM photography or producing, photocopying, printing and binding of theses), nor can they be awarded retrospectively.

A maximum of £200 can be awarded to each successful applicant, and a total of £600 is available annually. Awardees are also expected to write a short report for the Newsletter once their grant has been used.

Applications forms may be obtained from the Secretary
<ajp@dinosystems.co.uk>.

Deadline for applications: 31st March 2003

Directory of Members 2003

TMS are intending to produce a new *Directory of Members* in the Summer 2003, which will be distributed to Members in the usual way. We wish to ensure that it is as accurate as possible. If you think any of the details held by TMS regarding your membership need updating, please could you fill out the form below and send it to the Secretary, Dr James Powell. If you are unsure whether all your details are correct, better safe than sorry!!

TMS intends to place the *Directory of Members* on it's website, as well as produce a printed copy. If you are updating your information, and you decide that you do not want your details to appear in the TMS *Directory of Members* on the website, please can you tick the relevant box below. Many of you will already have given your permission previously, when you were canvassed on this topic two years ago so will not need to update this part of your information.

Please send any changes to the Secretary by 31st March 2003

Name _____

Address _____

Telephone _____

Fax _____

Email _____

Specialist Group Affiliation(s)*

<input type="checkbox"/> Foraminifera	<input type="checkbox"/> Microvertebrate	<input type="checkbox"/> Nannofossil
<input type="checkbox"/> Ostracod	<input type="checkbox"/> Palynology	<input type="checkbox"/> Silicofossil

I do not wish my details to appear on the TMS website* ☐

* Please tick appropriate box(es)

Please send details to: Dr A. J. Powell (TMS Secretary)
Dinosystems
105 Albert Road
Richmond
Surrey TW10 6DJ, UK

CHARLES DOWNIE AWARD

The late Charles Downie was one of the pioneers of palynology in the U.K. and a mentor who guided the thinking and development of a large number of postgraduate students who passed through the University of Sheffield. Through the efforts of former colleagues at Sheffield, a permanent memorial has now been established to recognize Charles' contribution to micropalaeontology. An annual award will be made to The Micropalaeontological Society member, who in the opinion of The Micropalaeontological Society Committee, has published the most significant paper, in any journal, based upon his or her postgraduate research.

The second award of £200 will be made for the best paper published during 2001 and will be presented at The Micropalaeontological Society AGM in November 2002. Nominations for the best paper published in 2001 should be submitted either to the appropriate TMS Specialist Group, or The Micropalaeontological Society Secretary by 31st March 2003.

Dr James Powell, TMS Secretary,
Dinosystems, 105 Albert Road, Richmond, Surrey TW10 6DJ, England, UK
Tel: +44 20 8948 6443; Fax: +44 20 89405917; Email: ajp@dinosystems.co.uk

Charles Downie Memorial Award Contributors (December 2002)

R. L. Austin	W.A.M. Jenkins
G. A. Booth	J. K. Lentin
B. Braham	R. S. W. Neville
J. P. Bujak	B. Owens
G. Clayton	T. L. Potter
M. D. Crane	A. J. Powell
S. Duxbury	S. M. Rasul
G. L. Eaton	M. Razzo
G. A. Forbes	J. B. Riding
K. J. Gueinn	W. A. S. Sarjeant
A. M. Harding	J. E. Thomas
R. Harland	J. Utting
K. Higgs	D. Wall
P. J. Hill	M. J. Whiteley
A. Hossein Zahiri	G. L. Williams

Italy, Jamaica, Mexico, Netherlands, Norway, Oman, Saudi Arabia, Spain, Switzerland, Trinidad, UK, USA and Venezuela). The meeting opened on the evening of 10th September with an Icebreaker sponsored by StrataData Ltd. Over the next three days there were two parallel sessions comprising seventy-eight oral presentations. Sessions were devoted to Quantitative Methods, Caribbean/South America, Sultanate of Oman, Sequence Biostratigraphy, Reservoir Biostratigraphy and Faeces Facies as well as open sessions on micropalaeontology and palynology. There were also over forty posters on display. On the evening of 12th September a special session was arranged at The Geological Society at which two talks were delivered; John Marshall spoke on 'Arthur Raistrick: Britain's Premier Palynologist' and Martin Farley on 'Forging a Path for Biostratigraphy'. These were followed by a reception sponsored by Conoco Inc. On 13th September, the AASP Business Luncheon took place. Following the meeting a field trip to the Isle of Wight was led by Iain Prince, Bruce Tocher and Ian Jarvis, and a workshop on the biostratigraphy and sequence stratigraphy of the Gulf of Mexico was run by Garry Jones and Brian O'Neill.

The vision of the meeting was to encourage trans-Atlantic exchange of ideas, ultimately to seed new research initiatives. In particular, the aim was to develop an integrated multidisciplinary approach in both the academic and industrial realms. The conveners hope that this goal was achieved. There are plans to publish selected papers as a volume in TMS's Special Publication Series.

Positions Vacant

The positions of TMS Secretary, Journal Editor and Special Publications Editor become vacant at the 2003 AGM.

Applicants should be members of the Society as should their proposers and seconders. Individual members who wish to be considered for these posts should contact the Secretary

<ajp@dinosystems.co.uk> as soon as possible.

Treasurer's Report

James B. Riding

<jbri@bgs.ac.uk>

I can again report that the finances of the Society remain good and we should easily achieve a balanced budget this year. This is largely due to the fact that the September AASP/NAMS/TMS meeting in London appears to have made a modest profit. I have prepared interim accounts for this conference; these are preliminary in that three bills have not yet been received. I recall expressing worries that this conference might have been a significant financial burden to the Society in the last Newsletter, but these fears, happily, were unfounded. The London conference was a great success, scientifically, logistically and financially. There can be no doubt that it has done the profile of TMS a great deal of good. I am very much of the view that we should have more of these meetings on a regular basis, despite any worries of financial risks. We are asking the membership to increase individual subscriptions from £25 to £30 at the 2002 AGM in time for the 2003 membership year. Student and retired rates will remain the same (£15). We regret this increase, and have held off this move absolutely as long as possible. The reason

THE MICROPALAEONTOLOGICAL SOCIETY

STATEMENT OF ACCOUNTS FOR FINANCIAL YEAR 2001/2002

INCOME		EXPENDITURE	
1. Balance from 2000/2001:	£8,447.16	1. Journal of Micropalaeontology:	
		Volume 21, Part 1 (inc. postage)	£11,088.00
2. Membership Subscriptions:		Volume 21, Part 2 (inc. postage)	£11,088.00
Individual/Student for 2000	£53.00	Fee for putting the Journal online	£350.00
Individual/Student for 2001	£871.00		
Individual/Student for 2002	£9,530.63	Subtotal Jour. of Micropalaeo.:	£22,526.00
Individual/Student for 2003	£125.00		
Individual/Student for 2004	£50.00	2. Newsletter of Micropalaeontology:	
		NL Number 65	£685.57
Subtotal Individual/Student:	£10,629.63	NL Number 66	£873.38
Library/Inst. Subscriptions	£12,813.83		
Total subscription income:	£23,443.46	Subtotal NL:	£1,558.95
3. Miscellaneous Income:		3. Annual General Meeting 2001:	
Sale of Journal back parts V1-20	£113.00	Hire of lecture theatre	£440.00
Sale of <i>Stereo-Atlas</i> back parts	£565.00	Reception	£402.52
Advertising revenue	£410.00	Speaker's expenses	£149.35
TMS Foundation	£245.00		
Interest from two bank accounts	£106.57	Subtotal AGM 2001:	£991.87
Charles Downie Fund interest	£110.78		
Sponsorship, 2001AGM Reception	£321.44	4. Miscellaneous Expenditure:	
Subtotal miscellaneous income:	£1,871.79	Foramenifera Group Meeting	£43.46
4. Joint Conference 2002:	£31,267.47	Microvertebrate Group field trip	£254.00
		Ostracod Group Meeting	£53.97
TOTAL INCOME	£65,029.88	Palynology Group meeting	£126.64
		Internet domain name fee	£176.24
		Direct Debit fees	£109.21
		Refunded Subscriptions	£305.00
		IFPS subscription	£100.00
		Charles Downie Award 2002	£200.00
		Ctee. meeting expenses (Nov. 01)	£277.29
		Ctee. meeting expenses (June 02)	£204.05
		Design fee for new TMS logo	£352.00
		Subtotal misc. expenditure:	£2,201.86
		*5. Joint Conference 2002:	£22,417.25
		TOTAL EXPENDITURE	£49,695.93

BALANCE FOR FINANCIAL YEAR 2001/2002: **£15,333.95**

* - Note that the 2002 Conference expenditure does not include an estimated £5,700 of liabilities due to invoices not yet received.

This financial year ran from 17 November 2001 to 12 November 2002.

James B. Riding (Treasurer)

Michael H. Stephenson and Ian P. Wilkinson (Auditors)

12 November 2002

is the increased cost of printing our Journal over several years. In 2002, for example, the individual/student/retired subscriptions would not have paid for a single part of the Journal. This situation is clearly unsustainable, and we hope not to have to raise subscriptions again for many years to come.

Please check if you have paid your 2002 subscription invoice, which was mailed out last January to all members who do not have direct debits. If you have not paid your 2002 subscription, please pay me as soon as possible.

I retire as Treasurer at the 2002 AGM, bringing a spell of 14 years of serving on the BMS/TMS committee to an end. I would like to here express my sincere thanks to the many committee members I have worked with over the years for making my job as first Secretary and then Treasurer so enjoyable. Back in 1988 I was somewhat unsure as whether or not to accept the then committee's offer of the position. I am very pleased I decided to go for it. Over the years I have seen many changes in the Society; be assured that these moves have always been beneficial ones. The present committee is an engaged, committed, imaginative and vibrant one and I feel that I am leaving the Society in very good hands.

New Members

We welcome the following new members to the Society. Many of these joined at the recent AASP/NAMS/TMS conference in London. Erik Anthonissen, Frances V. Attwood, Alex Cullum, Rui de Gama, Stijn de Schepper, Sarah Emberson, Rupert Green, Kate Habgood, Michael Hardbattle, Caroline Hensley, Daniel Howard, Linn M. Johansen, Sev Kender, Peter Lunt, James Manuel, Brian J. O'Neill, Andrea K.

Persons, Iain M. Prince, Daniela Schmidt, Robert P. Speijer, Bruce A. Tocher, Rebecca Turner and Yoann Van Eetvelde

Journal Editor's Report

Malcolm B. Hart

<mhart@plymouth.ac.uk>

Journal of Micropalaeontology

Volume 21, Part 1, May 2002

Volume 21 of the *Journal of Micropalaeontology* is nearing completion with the publication of part 2 planned for November 2002. Vol. 21 part 1 contained the usual mix of papers including two "Notebooks". Submission of Notebooks for publication in the Journal has slowed in recent years and, in almost every issue of the Journal, there is room for 2 or 3 one-page papers/comments/techniques/etc. Submission of full papers remains steady at 20-25 per annum. Rejection rates have fallen slightly in the last year, largely thanks to authors submitting more 'finished' papers.

I would like to thank all those who have helped the Journal by reviewing papers in the last year. The work of referees is much appreciated and I fully understand how much time is devoted to this task.

Volume 21 has featured *Bolivinoidea draco* on the cover and I am now looking for a suitable image for Volume 22.

Anyone with an appropriate image, which should not be too complicated, is invited to contact me as soon as possible. We need (preferably) a digital image together with a brief statement on the fossil in question; see the back cover of the Journal for what

is required.

The Committee of The Micropalaeontological Society are also looking for a new Journal Editor as I will have completed two terms of 3 years by November 2003. Anyone wishing to consider standing for the post may contact me informally and I can explain what is required (if most folks do not already know!) of the rôle. The new Journal Editor would take over at the 2003 AGM, by which time the Autumn 2003 issue would be completed and most of the manuscripts for the Spring 2004 would be with the Publishing House. There may be some work for the Spring 2004 issue remaining but the first issue of the Journal for which there would be total responsibility would be Autumn 2004. Should there be a flood of potential candidates then there may have to be an election, although I think that this would be a 'first' for the Society.

Speical Publication Editor's Report

Malcolm Hart

<mhart@plymouth.ac.uk>

The Micropalaeontological Society has not published a "Special" for a number of years. When Chapman & Hall were bought out by Kluwer Academic our Special Publications passed into their hands. Kluwer Academic are now on the market and we have little idea as to where things will end up. Elsevier is about the only company big enough to purchase Kluwer Academic. Before this was even on the cards we had begun discussions with the geological Society Publishing House to determine whether they would be interested in publishing "Special Publications" for us as they already

produce the Journal. The GSPH have agreed in principle that they would be interesting in entering into an agreement with us – but we have no manuscripts at the present time!

There are a number of "Special Publications" either in production or discussion, and we invite other suggestions from members (or non-members). These books can be single-authored or multi-authored or the proceedings of a conference. In the pipeline we have a Spores & Pollen Stratigraphical Index; a welcome addition to the range of stratigraphical publications. The first such index, the Ostracod Index, is in process of revision and part-completed. There are suggestions of compilations on Jurassic Foraminifera and Upper Cretaceous microfossils being discussed and potential contributors to these are invited to make contact as soon as possible so that we can decide whether to proceed with these projects or not.

Webmaster's Report

Ian Boomer

<ian.boomer@ncl.ac.uk>

The Web page has continued to develop, much as in previous years, with updates being posted as and when they are provided by individual research groups. There have been no major changes in the appearance or structure of the site over the last 12 months. Details of the Joint AASP - TMS - NAMS meeting were hosted including registration and timetable information. Hopefully this helped to ease the role of the organisers to some extent and raise awareness of the meeting as well as the society.

After almost four years as Webmaster it is

time for me to hand on to Andy Henderson at the NHM following the Committee Meeting in November. Hopefully this should prove to be a seamless exercise given that the site is hosted at the NHM. Thanks to all who have supported me in this role by providing copy for the various pages. Please continue this support for Andy.

ANNUAL GENERAL MEETING 20th November 2002, Cruciform Lecture Theatre 1, University College London

Introduction

The Chairman, Dr Haydon Bailey opened the AGM by welcoming the members.

Reports

There then followed reports by the Society's Chairman, Secretary, Treasurer, Journal Editor and Special Publications.

Conferment of Honorary Membership

The Chairman then conferred Honorary membership on Dr Alan Higgins in recognition of his services to the Society in his capacity as Newsletter Editor, Secretary and Chairman, as well as numerous duties carried out on behalf of the Conodont Group, as the Microvertebrate Group was formerly called.

Presentation of Charles Downie Award 2002

Next Dr Higgins presented the Charles Downie Award 2002 to Dr Gary Mullins for his paper entitled 'Acritarchs and prasinophyte algae of the Elton Group, Ludlow Series, of the type area'.

Monograph of the Palaeontographical Society London: 1-154, pls 1-18. (Publ.

No. 616, part of Vol. 155 for 2001).

Vote to Increase Library/Institutional Membership to £100/\$165

The members present voted to increase Library/Institutional Membership to £100/\$165. The motion was proposed by Dr A.J. Powell and seconded by Prof. M.B. Hart.

Vote to Increase Individual Membership to £30

The members present voted to increase Library/Institutional Membership to £100/\$165. The motion was proposed by Dr J.B. Riding and seconded by Dr J. Lees.

Election of Treasurer

The Secretary reported that he had received only one nomination for the post of Treasurer, that being Dr Michael Stephenson. The proposer was Dr J.B. Riding, and the seconder was Dr J. Pike. Dr Stephenson was elected unopposed.

Election of Newsletter Editor

The Secretary reported that he had received only one nomination for the post of Newsletter Editor, that being Dr Jenny Pike (for a second term). The proposer was Dr J.A. Lees, and the seconder was Dr P. Dodsworth. Dr Pike was elected unopposed.

Election of Publicity Officer

The Secretary reported that he had received only one nomination for the post of Publicity Officer, that being Dr Rachel Preece (for a second term). The proposer was Dr M.R. Frogley, and the seconder was Dr A.S. Henderson. Dr Preece was elected unopposed.

Election of Webmaster

The Secretary reported that he had received only one nomination for the post of Webmaster, that being Dr Andrew Henderson. The proposer was Dr I.D. Boomer and the seconder was Dr F.J. Gregory. Dr Henderson was elected unopposed.

Guest Lectures

Following Society business, two talks were delivered to the members. Professor Sarah Metcalfe (Department of Geography, University of Edinburgh) spoke on 'Freshwater diatoms as monitors of environmental change in the tropical Americas' and Professor Felix Gradstein (Geological Museum, University of Oslo) on 'International Commission on Stratigraphy on Stage'. Both talks attracted much interest and debate.

Vote of Thanks

The Chairman, Dr Haydon Bailey, formally closed the AGM by thanking the speakers for their interesting contributions and Local Secretary, Jim Davy.

Wine Reception

The members then adjourned to the North Cloisters where a wine reception, sponsored by Network Stratigraphic Consulting Ltd, was held together with a display of posters, which attracted a lot of interest.

James Powell
TMS Secretary
<ajp@dinosystems.co.uk

Specialist Group News

Foraminifera Group

Andy Henderson
Foraminifera Group Chair
<a.henderson@nhm.ac.uk>

The last couple of years has seen a very good turn-out for our annual Spring meetings. This prompted discussion about the possibility of holding more than one meeting per year. Another suggestion was that the meeting should be held outside of the UK, in keeping with the name change and international scope of the Society. Having recently discussed this option with Joachim Schoenfeld he has kindly offered the facilities of his institute to host the next Spring meeting in April 2003.

The next Spring meeting will be held at GEOMAR Research Center for Marine Geosciences in Kiel, Germany, on the Friday the 25th and Saturday the 26th of April, 2003.

Presentations will be scheduled for Friday and excursions on the on the following Saturday. Joachim has suggested some possible fieldtrip destinations (see below). If you would like to participate in this meeting please email me indicating your interest. Abstracts should be submitted in the usual format (see previous years and on the TMS website).

I hope you will support this meeting which will facilitate the easier participation of colleagues from eastern and northern European countries and provide a Foraminifera Group meeting with a more international flavour.

More details will be posted to TMS website shortly.

Information from Joachim as follows:

The venue has a long tradition in Foraminiferal studies, even going back into the 19th century with pioneer work by RHUMBLER. The active Micropalaeontology Group at the Institute for Geosciences of Christian-Albrechts-Universität zu Kiel pursues research on benthic and planktonic foraminifers since the early '60s Kiel, with main focus on late Pleistocene to recent assemblages of the Atlantic and Arctic Ocean and adjacent seas, and the western Pacific and marginal seas. Biostratigraphic and palaeoenvironmental studies on Cretaceous assemblages are also made. The Group houses a comprehensive reference collection on eastern Atlantic, Baltic, and Arctic Foraminifera. The Palaeoceanology Department of Geomar works in close co-operation and accomplishes the expertise with contributions on the development of biotic and geochemical proxies. Geomar will provide meeting facilities as a lecture hall with 200 seats including timely projection equipment (slides, overhead, electronic projector etc.). A large foyer directly adjacent to the lecture hall may be used for poster presentation and coffee breaks. Refreshments and lunch may be provided by our canteen on request. Geomar can also organise transport facilities for transfers and excursion. With reference to earlier Foram Group meetings that were held in early May, we would propose the entire Friday, the 25th of April 2003 for oral presentation and posters, and Saturday, 26th April 2003 for excursion.

Interesting locations for an excursion are 1) the Bottsand Lagoon at the Baltic to the north of Kiel, where shallow water to saltmarsh foraminiferal assemblages have been studied by LUTZE (1968) and quite recently by LEHMANN (2000) in his PhD

study. 2) the tidal flats and marshes at Schobüll (close to Husum, North Sea) with interesting saltmarsh foraminiferal assemblages that were also described by LEHMANN (2000). 3) The Schlei Fjord, a brackish environment with wind-dried wadden flats, lagoons etc. We have a field station there and could go on the fjord with our vessel to take seafloor samples. Maximum participants are 6 persons defined by the size of the boat. 4) The chalk quarries of Lägerdorf. The entire Campanian and Lower Maastrichtian are currently exposed, and there are recent extensions of the quarry into the polyplocum-zone. Which one we offer should depend on the response. Transport and accommodation. For participants from abroad, the cheapest flights (20 GBP) are offered by Ryanair from London Stanstead to Lübeck (about 70 km SE of Kiel). From there you may take the bus to the city and train to Kiel (12,40 EUR one way adult single). Other possibilities are flights to Hamburg, from there the airport shuttle to Kiel (KIELIUS; 24,00 EUR return), or simply the train from anywhere else. For accommodation, there are two hotels close to Geomar, one of them really next door where a single room is 49,00 EUR incl. breakfast. Budget accommodation is the youth hostel. Another possibility is to rent a holiday flat at the adjacent villages Laboe (www.laboe.de) or Schönberg with a group of 4 to 6 persons for a couple of days (40-70 EUR per flat and day).

Microvertebrate Group

Mark Purnell

Microvertebrate Group Chair

<map2@le.ac.uk>

This has been a summer of positively frenetic activity.

Members of the Microvertebrate Group have been very active over the last few months. Indeed some members are currently so busy that they haven't even found time to submit something for inclusion in this group report. Over the summer several members attended ECOS VIII (the Eighth International Conodont Meeting held in Europe), and I think most of us would agree that this meeting, held in Toulouse and nearby Albi was most entertaining in a variety of ways. Dick Aldridge, Howard Armstrong, Rosie Dhanda, Phil Donoghue, Mark Purnell, Paul Smith, and Linda Wickström all presented talks or posters (or both), several in the symposium on Bias and Completeness in the Conodont Fossil Record (organised by Purnell and Donoghue). Papers from this symposium are currently in the process of being converted into a volume to be published by the Palaeontological Association, and this will be keeping several of us busy this autumn.

This was the last ECOS, as participants in Toulouse voted to drop the "European" and make these meetings as international in name as they are in practice. So the next event in this sequence of Conodont Olympics will be ICOS 2006 (International Conodont Symposium 2006), to be held in the UK. Phil Donoghue and I are leading the organising committee, and are in the process of putting together some preliminary information. This will appear soon on the new website for all things

conodont: www.conodont.net

After ECOS Dick Aldridge flew to IPC2002 in Sydney, where a number of antipodean and other conodont workers got together for an informal Pander Society dinner and several talks and posters in the formal sessions featured conodonts, with a strong leaning towards the Permo/Triassic. Congratulations are also due to Dick who was elected President of the IPA (that's the International Palaeontological Association, not the refreshing hoppy tippie). Continuing his jet-set summer Dick then flew to China. I joined him in warm Wuhan to spend two weeks working with Lai Xulong on a phylogenetic analysis of Permian and Triassic conodonts. Preferring cooler climes, Giles Miller returned to the Sub-Polar Urals this summer where he gave a talk on apparatus reconstructions of Frasnian conodonts from Timan Pechora at a symposium on Devonian Geology. Following that he spent a week in the field where he collected a suite of 20 samples spanning the Devonian of the Kozhym River area of the Sub-Polar Urals. In September he attended the Baltic Stratigraphical Conference in Vilnius where he presented a joint paper with Tiit Marss (recently submitted to *Palaeontology*) on British Silurian thelodonts and conodonts. On the publication side, this summer saw the publication in TRSE of a long paper by Blom, Marss and Miller on Silurian to Lowermost Devonian birkeniid anaspids. Gareth Jones reports that work continues as usual with conodonts as one of his tools. He has just completed his three-year term as President of the European Federation of Geologists and hopes that he will now have some time to spend on bugs, work, life, etc. Howard Armstrong claims to have done nothing with conodonts since ECOS,

but presented a talk and poster at Gondwana 11 in Christchurch on the Ordovician glaciation. As I compile this, Paul Smith is giving a talk on the biogeography of early vertebrates at the Geobiology Group's symposium at GSA, doing fieldwork on the Harding Sandstone in Colorado and looking at fishy/conodont collections in Washington DC, Chicago, USGS Reston and New York.

Finally, Phil Donoghue reports that Dong Xiping was over for three months this summer working with him on the histology and interrelationships of paraconodonts and early euconodonts (I think Phil's TMS membership may have lapsed, however, so I am not sure we are interested officially). Revealing his softer side, Phil says, "I will not be attending the Microvertebrate Group field trip due to commitments on a project concerning the early postnatal ontogeny of ginger humans." Altogether now, aah.

Nannofossil group

Jackie Lees

Nannofossil Group Chair

<j.lees@ucl.ac.uk>

Having scoured the membership for over a year for an industrial bod to replace Chris Street as TMS Nannofossil Group Secretary (having had no offers and one refusal!), Emma Sheldon (who works for GEUS in Copenhagen but who is also working towards a PhD at UCL) eventually volunteered. We're hoping that the inclusion of at least one industry bod as a Nanno Group representative will help to stimulate more activity/participation from the industrial sector of the Nanno Group, and to make both industrialists and academics feel equally represented by the activities of the group, such as they are.

Please send any nanno-related news items, or any suggestions for group activities, to Emma (es@geus.dk) - See photo below.



Among a number of changes going on at UCL, Dr. Paul Bown became the new Director of the Micropalaeontology MSc course in September, Prof. Alan Lord having left the Department of Earth Sciences to become Proprovost for London.

It's been an extraordinarily busy year for some nanno-people, starting in Ascona (Switzerland) with the CoccoCo in February, followed by the Cretaceous Climate Workshop in Colorado (USA) in July, INA9 in early September in Parma (Italy), immediately followed by the Jurassic Symposium in Mondello (Sicily). Reports on these three conferences appear in the **Conference Reports** section later in the *Newletter*. INA9 clashed with the Joint Meeting of the AASP-TMS-NAMS, held at UCL, 11th-13th September, and if any nanno-person who attended the latter would like to submit a write-up, please send that in for the next Newsletter. The year isn't over yet, and forthcoming meetings, in which nannofossils will make

an appearance, include the ODP Scientific Forum at UCL on November 6th, and the Organic Carbon Burial, Climate Change & Ocean Chemistry Conference at the Geol. Soc. between 9th and 11th December.

I must say that I had almost forgotten what attending conferences, outside of purely nanno-related ones, was like. Apart from being exposed to a much wider range of topics (many of which, however, do have something to contribute to my own research themes), you do get to meet a more eclectic bunch of people. I have cemented many friendships, and entered into a number of new and exciting collaborations, this year, through these attendances and the social scene that goes with them, oddly mostly with people from the UK who I had previously met only in passing but whose work is of great interest to me professionally. Obviously, the drawbacks are that it costs money to attend and that you usually have to present some work if you do want to be sponsored by your company or the various charities which fund this type of thing. However, despite the fact that I'm feeling pretty exhausted (and broke) this year, I'd urge everyone who thinks it's too much trouble to think again next time. I'd be especially interested to see all those old faces who have disappeared into industry turning up to learn something new...!

Ostracod Group

Mick Frogley

Ostracod Group Secretary

<m.r.frogley@sussex.ac.uk>

The most significant event to report since the last *Newsletter* is the success of the revitalised Autumn Meeting (see full details below), this year visiting modern and fossil sites in Somerset. Particular

thanks are extended to Dave Horne and Alan Lord for the enthusiasm in organising this trip. The next Spring Meeting will be held over the first weekend of March 2003 at Leicester University, organised by David Siveter. We shall be circulating details of this event nearer the time, via our Ostracod Group e-mail list. If you are not currently on our list, but would like information, please get in touch with either Ian or Alan (see below).

Alas, this is my last report as Secretary of the Ostracod Group and I would like to take this opportunity to thank those colleagues who have organised meetings, been persuaded to write up tales of fieldtrip daring-do, or generally provided support over the past couple of years. You will be heartened to learn that the secretarial duties of the Group are being passed into the safe hands of Alan Lord at UCL, who I'm sure will be more than happy to receive any newsworthy items for inclusion in the next Group report, or suggested venues for future meetings (a.lord@ucl.ac.uk). Ian Slipper will remain as Group Chair.

The Great Escape

The Autumn Meeting of the TMS Ostracod Group took place on the weekend of the 6th to 8th September 2002 on the coast of Somerset. This was a field meeting aimed at investigating living marine and freshwater ostracods and Jurassic ostracods. The meeting coincided with a visit to the University of Greenwich by Jimmy van Itterbeeck, a Belgian PhD student working on ostracods from dinosaur sites. Jimmy therefore joined the other participants for this meeting; Alan Lord, Dave Horne, Ian Boomer, Ian Slipper, Eric Robinson and Robin Smith. The trip kicked off on the Friday with our

arrival at the Somerset Field Centre in Kilve. The grounds of the field centre are dominated by a large house, which had been taken over by the Coleridge Society that weekend. Therefore we were delegated to the accommodation out back. The accommodation had the look of a set from the Great Escape, minus the barbed wire, with a series of wooden cabins arranged around a flagpole. However, they provided adequate accommodation, and as we had the whole place to ourselves we had a cabin each.

'First blood' was drawn by Dave, Jimmy and Robin, collecting at the beach at Kilve, while waiting for the other participants to arrive. A freshwater pool at the top of the shingle beach, fed by a stream yielded two species of *Herpetocypris*, *H. reptans* and *H. chevreauxi*, from the brown algae and mud in-between the pebbles.

Saturday 7th September

In the morning we sampled inter tidal algae (mostly *Corallina* and *Cladophora*) on the West side of Gore Point, Porlock Weir (at the marine end of the Severn Estuary), a little below mid-tide level. The sample yielded the following species observed under the microscope the same evening:

Heterocythereis albomaculata
Hemicythere villosa
Loxoconcha rhomboidea
Hemicytherura cellulosa
Semicytherura nigrescens
Paradoxostoma sarniense
Hirschmannia viridis
Cytherois fischeri

The sample was taken a little above the level of the main pool sampled regularly by Dave Horne for his PhD (Horne, 1980). The occurrence of *Cytherois fischeri* is of

interest as this brackish water species was not previously recorded at this site. Its presence this time may be due to the fact that we sampled quite close to where a freshwater stream seeps through the shingle beach and mixes with the sea water across part of the inter tidal zone- all previous sampling was done further away from this zone (Horne, 1980, 1982b).

A second sample was taken in the salt marsh creek at Porlock Weir, another site regularly visited by Dave for his PhD. The green algae (*Enteromorpha*) and mud at the bottom of the creek yielded abundant *Loxoconcha elliptica* (similar to Horne, 1980).

A third sample from the mud and vegetation in a small freshwater stream entering the top of the salt marsh yielded a few candonids.

The second stop of the day was at Blue Anchor a few km further up the Severn estuary and another of Dave's PhD regular sampling sites. The tide was out and with the chocolate coloured waves rolling onto the shore in the distance we briefly investigated the inter tidal zone. Large humps of thick, light brown mud, covered on the surface by diatoms were interspersed with many rock pools and *Sabellaria* reefs, formed of agglutinated worm tubes, the ostracod fauna of which were described by Horne (1982a).

A recent summary of the ostracod faunas of the Severn Estuary, with updated taxonomic names, is given by Smith and Horne (2002).

We also briefly looked at the cliffs of Blue Anchor. The Mercia Mudstone at this point contains large amounts of pink coloured gypsum.

The last stop of the day was at St. Audries to view the Triassic/Jurassic strata, which form the cliffs. Alan explained the

situation of the proposed Triassic/ Jurassic boundary (see Warrington and Ivimey-Cook, 1995), and we set off to find the base of the Jurassic. The strata represent a marine transgression, and therefore the section is not an ideal type section for the T/J boundary. However, the strata are rich in fauna, including ostracods, which is an advantage over rival sections. We looked for *Psiloceras planorbis*, which is used to identify the first ammonite zone of the Jurassic.

Sunday 8th September

Eric Robinson led the field excursion on the Sunday. An old flooded peat pit at Shapwick on the Somerset Levels near Burtle provided the first and only locality of the day with the opportunity of collecting living and Holocene material. The sequence consisted of a large excavated area cut into what appears to be late Pleistocene (?) or early Holocene grey-buff clays with plant macrofossils (particularly *Phragmites*) visible at a number of horizons. Four samples were taken at the top, base, upper and lower mid-section. The assemblages were dominated by marginal marine taxa of foraminifera and

ostracods. A semi-quantitative summary is shown in Table 1.

All of these taxa are typical of marginal marine, estuarine habitats today. The dominance of agglutinating foraminifera suggests a level high within the tidal frame during the deposition of much of this sequence with the lower Mid-section sample representing the most permanent or ‘open-water’ conditions. Ostracods were unfortunately relatively rare within these samples although the two most abundant species of *Leptocythere* present support the marginal marine, low salinity (10-15 ‰ ?) interpretation of this palaeoenvironment. Sampling was also undertaken from the edge of the large pond in the bottom of the pit for living specimens. The pond looked relatively recent, but none the less yielded a *Cypridopsis* species. The soft parts and carapace morphologies were similar to that of *C. vidua*, but this population was lacking the dark brown stripes that often characterises this species. The weekend was very enjoyable and we thank Alan Lord and Dave Horne for organising and leading the meeting and Eric Robinson for leading the field excursion on Sunday.

	Base Section	Lr Mid-section	Ur Mid Section	Top section
<i>Trochammina inflata</i>	+++	++	+++	++
<i>Jadammina macrescens</i>	++	++	+++	++
<i>Elphidium williamsoni</i>	++	++		++
<i>Haynesina depressula</i>	++	++	+	
<i>Ammonia</i> sp	++	++	++	++
<i>Quinqueloculina</i> sp.	++	++		
<i>Leptocythere lacertosa</i>	++	++		++
<i>Leptocythere castanea</i>		++		
<i>Semicytherura striata</i>		+		
<i>Paradoxostoma</i> sp.		+		
<i>Cyprideis torosa</i>		+		

Table 1

References

- Horne, D.J. 1980. Recent Ostracoda from the Severn Estuary and Bristol Channel. Unpublished PhD thesis, University of Bristol, 320 pp.
- Horne, D.J. 1982a. The ostracod fauna of an inter tidal *Sabellaria* reef at Blue Anchor, Somerset, England. *Estuarine, Coastal and Shelf Science*, **15**, 671-678.
- Horne, D.J. 1982b. The vertical distribution of phytal ostracods in the intertidal zone at Gore Point, Bristol Channel, U.K. *Journal of Micropalaeontology*, **1**, 71-84.
- Smith, A.J. & Horne, D.J. 2002. Ecology of marine, marginal marine and nonmarine ostracods. In: Holmes, J. A. & Chivas, A. R. (eds.), *The Ostracoda: Applications in Quaternary Research*, AGU Geophysical Monograph Series, Vol. 131, 37-64.
- Warrington, G. & Ivimey-Cook, H.C. 1995. The late Triassic and Early Jurassic of coastal sections in west Somerset and South and Mid-Glamorgan. In: Taylor, P. D. (ed.), *Field Geology of the British Jurassic*, Geological Society, London, 9 - 30.

Robin Smith,
Dave Horne
& Ian Boomer

Palynology Group

Paul Dodsworth
Palynology Group Secretary
<dodsworth@ichron.com>
& Susanne Feist-Burkhardt
Palynology Group Chair
<s.feist-burkhardt@nhm.ac.uk>

The 2003 Palynology Group meeting will be held at the University of Leicester, hosted by Dr. Gary Mullins. The provisional date is Wednesday 19th March 2003. If you are interested in attending, or

presenting work, please contact Paul or Susanne.

Some members of the Palynology Group attended a CIMP meeting in Lille, 5-7 September 2002, entitled, "Palaeozoic Palynology in the Third Millennium: new directions in acritarch, chitinozoan and miospore research". See **Conference Reports** section later in *Newsletter*.

Silicofossil Group

Alexander G. Mittlehner
Silicofossil Group Secretary
<amittlehner@hotmail.com>

I'm afraid it's a case of "all quiet on the western front" at the moment. Mainly due to various offshore commitments (including encounters with pilot whales in the North Atlantic- it's a long story...) it has not been possible to get much further with organising a dedicated silicofossils group meeting, though there are plans for a joint meeting, probably with the Foraminifera Group, in the Spring. Watch this space.... However, as stated in the previous newsletter this years' AGM has a definite siliceous theme and on this note I am glad to welcome over from Belgium a Ph.D. student, Yoann van Eetvelde, who will be giving a poster in the north cloisters after the meeting. His research is on pyritised diatoms, a subject close to my heart (well, somebody's got to look at them as they are useful for offshore correlation at certain intervals, for one thing!). His work focuses on their occurrences in the Palaeocene/Eocene of the Paris Basin, and he is hoping to be able to do a refined correlation with North Sea assemblages, thus extending our knowledge further south. I have seen some of his preliminary findings, and am looking forward to discussing his findings in person, as well as working with him in

future. Yoann has kindly provided an abstract for his poster. It is presented below.

The distribution of pyritized diatoms in Thanetian and Ypresian sediments from the Paris Basin and their biostratigraphic potential.

Yoann van Eetvelde

Facultés Universitaires Notre Dame de la Paix, Département de géologie, rue de Bruxelles, 61, B-5000 Namur, Belgium

The borehole of Saint-Josse and the Ailly sections from the Paris Basin, both located in northern France, have been studied in order to record the diatomaceous assemblages present in the Upper Palaeocene and the Lower Eocene, and to examine their biostratigraphic potential and value. The Carbon Isotope Excursion which is the official Palaeocene-Eocene boundary, is recorded in the both sites studies.

Pyritized diatoms are preserved in the deposits by epigenesis or by early diagenetic infilling of the frustule by pyrite crystals (octahedrons, framboids, cubes,...). Pictures of some species are presented in the aim to illustrate the different ways of pyritization.

Preliminary results show that three major diatom biozones may be defined and provide a key reference marker for the Palaeogene (near the Palaeocene-Eocene boundary) sediments from the Paris Basin. The first biozone, D1, is characterized by a low diversity of the species and the most abundant diatom is *Coscinodiscus morsianus* var. *moelleri*. The D1 biozone is dated from Thanetian age. The second, D2, is defined by the abundance of *Fenestrella antiqua*, the downhole

occurrence of the *Coscinodiscus morsianus* and the high diversity of circular diatoms. The top of this zone is marked by the highest occurrence of the *Fenestrella antiqua* and the extinction of the *Coscinodiscus morsianus* var. *moelleri*. This biozone corresponds to the Palaeocene-Eocene interval called “Sparnacian” facies in the Paris Basin. The last biozone (D3), of Lower Ypresian age, is characterized by the presence of *Aulacodiscus*, *Trinacria*, *Craspedodiscus*,... and the high diversity of the triangular, oval and bipolar species ; indicating a marked increase in marine influence.

These diatom assemblages from the Paris Basin show similarities with those from the North Sea Basin. Comparisons and correlations of the lithostratigraphy of the two basins are now possible by the use of the pyritized diatoms.

Micropalaeontology News

“The Jurassic Coast”

Following inscription by UNESCO on the list of World Heritage Sites in December 2001 the Dorset/East Devon Coast was officially launched on the 3rd October by H.R.H. Prince Charles. For those lucky enough to be in Lulworth Castle for the event it was a great day and we were all impressed by the genuine interest shown by the Prince. He thanked those responsible for gaining World Heritage status for the coast and ‘instructed’ us to take good care of it for the nation.

The site was inscribed by UNESCO on the basis of its geology and geomorphology and it is important that all those with a

scientific interest in the Dorset/East Devon Coast join the “Scientific Network” that is now being created. Anyone from the palaeontological community that is interested in joining the network should email me with a copy to Richard Edmonds of Dorset County Council <r.edmonds@dorset-cc.gov.uk>. Once formed the network will be able to circulate all those interested with information about the coast, details of meetings and conferences, etc. There will clearly be those who will want to become heavily involved in the work of the Network while there are others who may just want to be kept ‘in touch’. My contact is <mhart@plymouth.ac.uk> and it would be useful if you could indicate your area of interest (in case I do not already know what it is!).

Professor Malcolm Hart
University of Plymouth

Network Half Marathon

Congratulations are due to five micropalaeontologists from Network Stratigraphic Consulting Ltd. who all completed the Windsor half Marathon on Sunday September 29th. In the process they also managed to raise just short of £700 for the Great Ormond Street Children’s Hospital.

The Network challenge started when Matt ‘the hare’ Hampton decided to try the run following considerable treadmill training in the gym whilst offshore. He convinced ex-London Marathon veteran Liam ‘the wind’ Gallagher to take his running shoes off the shelf and the challenge began to snowball. Tim ‘the tortoise’ Wright was tempted to make up a threesome and they then realised that with one more runner they could enter as a ‘Network’ team.

Fortunately, coincident with the marathon

plans, the company had been in the process of employing additional staff. Imagine, if you can, arriving for your first day at work in early July only to be told that you were already registered as part of the Company half-marathon team running in Windsor in eight weeks time. As Rui ‘*Prinsius*’ de Gama commented “I didn’t see any mention of this in the small print to my contract!” Nevertheless, both he and Sue ‘the pace’ Kinsey took up the challenge and started their training schedules in haste.

On the day itself, the five took their places amidst a field of over 6,500 and ran over an undulating topography (‘The next one has to be over a flat course’) in fairly warm and dry conditions. Families, girlfriends and older (non-running) colleagues turned out to cheer and encourage the team, with banners carrying the company name and logo. At least one other runner was heard to shout as he ran passed “What the *****’s a Stratigraphic Consultant?”. We trust he went home to look it up.

All five runners successfully completed the course and collected their medals before moving on to a nearby hostelry for refreshment. It’s unlikely that this team will be seen in it’s entirety repeating this feat as comments such as “Once is enough” have been heard in the office. However, should any members of the Society wish to contribute to sponsorship already raised in recognition of this successful run please send cheques to the Network Potters Bar office made payable to GOSHCC and the team will pass them on to the Great Ormond Street Hospital. Many thanks.

Haydon Bailey
<hwb20@aol.com>

Officers of the Society & Group

Dr Haydon W. Bailey (Chair)
Network Stratigraphic Consulting Ltd
Unit 60, The Enterprise Centre
Cranborne Road
Potters Bar EN6 3DQ, UK
Tel: +44 (0)1707 661868
Fax: +44 (0)1707 665248
Email: hwb20@aol.com

Dr A. James Powell (Secretary)
Dinosystems
105 Albert Road
Richmond
Surrey TW10 6DJ, UK
Tel: +44 (0)20 8948 6443
Fax: +44 (0)20 8940 5917
Email: ajp@dinosystems.co.uk

Dr James B. Riding (Co-opted Treasurer)
British Geological Survey
Kingsley Dunham Centre
Keyworth
Nottingham NG12 5GG, UK
Tel: +44 (0)115 9363447
Fax: +44 (0)115 9363437
Email: jbri@bgs.ac.uk

Professor Malcolm B. Hart (Journal & Special Publications Editor)
Department of Geological Sciences
University of Plymouth
Drake Circus
Plymouth PL4 8AA, UK
Tel: +44 (0)1752 233122
Fax: +44 (0)1752 233117
Email: mhart@plymouth.ac.uk

Dr Jennifer Pike (Newsletter Editor)
Department of Earth Sciences
University of Cardiff
P.O. Box 914
Cardiff CF10 3YE, UK
Tel: +44 (0)29 2087 5181
Fax: +44 (0)29 2087 4326
Email: pikej@cardiff.ac.uk

Dr Rachel Preece (Publicity Officer)
ChevronTexaco EPTC
6001 Bollinger Canyon Road
San Ramon
CA 94583-2324, USA
Tel: +1 925 842 0231
Fax: +1 925 842 3030
Email: rpreece@chevrontexaco.com

Dr Andrew S Henderson (Webmaster)
Department of Palaeontology
The Natural History Museum
Cromwell Road
London SW7 5BD, UK
Tel: +44 (0)20 7942 5684
Fax: +44 (0)20 7942 5546
Email: a.henderson@nhm.ac.uk

FORAMINIFERA GROUP

Dr Andrew S Henderson (Chair)
Department of Palaeontology
The Natural History Museum
Cromwell Road
London SW7 5BD, UK
Tel: +44 (0)20 7942 5684
Fax: +44 (0)20 7942 5546
Email: a.henderson@nhm.ac.uk

Dr Michal Kucera (Secretary)
Department of Geology
Royal Holloway, University of London
Egham Hill, Egham
Surrey TW20 0EX, UK
Tel: +44 (0)1784 443586
Fax: +44 (0)1784 471780
Email: m.kucera@gl.rhul.ac.uk

MICROVERTEBRATE GROUP

Dr Mark A. Purnell (Chair)
Department of Geology
University of Leicester
University Road
Leicester LE1 7RH, UK
Tel: +44 (0)116 252 3645
Fax: +44 (0)116 252 3918
Email: map2@le.ac.uk

Representatives (2002 / 2003)

Dr M. Paul Smith (Secretary)

School of Earth Sciences
University of Birmingham
Edgbaston
Birmingham B15 2TT, UK
Tel: +44 (0)121 414 4173
Fax: +44 (0)121 414 4942
Email: m.p.smith@bham.ac.uk

NANNOFOSSIL GROUP**Dr Steve Starkie** (Chair)

DatumStrat Ltd
12, The Meade
Chorltonville
Manchester M21 8FA, UK
Tel: +44 (0)161 882 0082
Fax: +44 (0)161 860 0077
Email: steve.Starkie@datumstrat.com

Dr Emma Sheldon (Secretary)

GEUS
Øster Voldgade 10
dk-1350
Copenhagen K, Denmark
Tel: +45 (0)381 42726
Fax: +45 (0)381 42050
Email: es@geus.dk

OSTRACOD GROUP**Dr Ian J. Slipper** (Chair)

Department of Earth
and Environmental Sciences
University of Greenwich
Chatham Maritime ME4 4TB, UK
Tel: +44 (0)20 8331 9824
Fax: +44 (0)20 8331 9805
Email: i.j.slipper@gre.ac.uk

Professor Alan R. Lord (Secretary)

Pro-Provost
University College London
Gower Street
London WC1E 6BT, UK
Tel: +44 (0)20 7679 2000
Fax: +44 (0)20 7679 7920
Email: a.lord@ucl.ac.uk

PALYNOLOGY GROUP**Dr Susanne Feist-Burkhardt** (Chair)

Department of Palaeontology
The Natural History Museum
Cromwell Road
London SW7 5BD, UK
Tel: +44 (0)20 7942 5142
Fax: +44 (0)20 7942 5546
Email: s.feist-burkhardt@nhm.ac.uk

Dr Paul Dodsworth (Secretary)

Ichron Ltd
5 Dalby Court
Gadbrooke Business Centre
Northwich CW9 7TN, UK
Tel: +44 (0)1606 46113
Fax: +44 (0)1606 46114
Email: Dodsworth@ichron.com

SILICOFOSSIL GROUP**Dr F. John Gregory** (Chair)

Kronos Consultants
33 Royston Road
St Albans
Hertfordshire AL1 5NF, UK
Tel: +44 (0)1727 843056
Fax: +44 (0)1727 843056
Email: john@jgregory.demon.co.uk

Plymouth Reunion

Haydon Bailey on (01707) 661868 or email hwb20@aol.com.

Haydon Bailey
<hwb20@aol.com>

2003 will mark the 30th anniversary of postgraduate Micropalaeontology research in Plymouth and this seems as good an excuse as any to regroup some of the personalities who passed through the door of 8 Queen Anne Terrace and their successors.

It is therefore planned that those who qualify as Plymouth post-graduates should gather during the May 1st bank holiday

weekend next year (2003) in order to remind themselves of their origins. Suggestions are still coming in for various cultural visits including the Ivor Dewdney Pastie shop, the Students Union for a supply of chips and a late night drinkingsession at the Angling Club. A formal dinner has been proposed and a suitable location is currently being sought. All ex-Plymouth bretheren (and 'sisteren') who have not already been contacted due to a lack of email numbers should contact Haydon Bailey on (01707) 661868 or email hwb20@aol.com.

Photo Gallery

The following pictures are a selection take at the AASP-NAMS-TMS meeting in September 2002. Photographs provided by Jim Riding.



L-R: Daniel Michoux, Sharma Gapanott and Jim Riding at the AASP Business Lunch



Alan Lord (left) and Alfred Traverse (right)



Haydon Bailey introducing the Social Evening



Registration!



Fred Rich outlining the AASP Awards 2002 at the AASP Business Lunch.



The 3 Aussie delegates at the Icebreaker, Geoff Wood, Eric Montere and John Backhouse

Rogues Gallery

Ever wondered what your Officers and Group Representatives looked like??



Haydon Bailey
Chair



James Powell
Secretary



James Riding
Treasurer



Malcolm Hart
Journal Editor
Special Publications Editor



Jenny Pike
Newsletter Editor



Rachel Preece
Publicity Officer



Andrew Henderson
Webmaster




Andrew Henderson
Foraminifera Group Chair



Michal Kucera
Foraminifera Group Secretary



Mark Purnell
Microvertebrate Group Chair



Paul Smith
Microvertebrate Group
Secretary



Steve Starkie
Nannofossil Group Chair




Emma Sheldon
Nannofossil Group Secretary



Ian Slipper
Ostracod Group Chair



Alan Lord
Ostracod Group Secretary



Susanne Feist-Burkhardt
Palynology Group Chair



Paul Dodsworth
Palynology Group Secretary



John Gregory
Silicofossil Group Chair



Alex Mitlehner
Silicofossil Group Secretary

Forthcoming Conferences

FORAMS 2006

Though the details are not finalised Dr Eduardo Koutsoukos has informed me that FORAMS 2006 will most likely take place from the 10th – 15th September 2006 with field trips planned for both the pre-conference and post-conference periods. The location is to be Natal in Northern Brazil. A conference “home-page” is under construction and it is hoped to be on-line by the end of the year. Foraminifera workers – start saving the pennies (or Euros) now!

Malcolm Hart

University of Plymouth

<mhart@plymouth.ac.uk>

The 3rd International Limnogeology Congress

**Radisson Hotel City Center,
Tucson, Arizona, March 29 -
April 2, 2003**

The 3rd International Limnogeology Congress (ILIC 3) will be held in Tucson, Arizona, from 29 March- 2 April 2003, at the Tucson Radisson Downtown Hotel.

The International Limno- geological Congress is the quadrennial meeting of the International Association of Limnogeology (IAL), a relatively new organization devoted to promoting the study of lakes as repositories of earth history. Membership in the IAL, however, is not a pre-requisite to attend the ILIC #3, nor to submit an

abstract. ILIC #3 is co-hosted by the Department of Geosciences, the Faculty of Science, and the Institute for the Study of Planet Earth (ISPE), all of the University of Arizona. The UA has a long tradition of interest in Quaternary geology, lake deposits, and paleolimnology, both within the units hosting this conference and in other major research units of interest to the limnogeology community, including the well-known AMS Laboratory, the Laboratory of Tree Ring Research, and the US Geological Survey's Desert Laboratory. The ILIC #3 Congress follows in the footsteps of the two highly successful earlier ILIC meetings, ILIC #1 in Copenhagen, in 1995, and ILIC #2 in Brest, France, in 1999. We invite you to join us in making ILIC #3 just as rewarding and exciting a meeting as the previous two congresses, and to spend some time in Arizona either before or after the congress, to visit the beautiful Sonoran desert at the height of springtime! As with prior ILIC meetings, we hope to have presentations covering the breadth of modern limnogeology. We want the meeting to showcase the most current trends and exciting findings in the field, and we encourage your ideas for conference themes, special workshops, and roundtable discussion groups to keep this meeting as lively as possible.

For more details :

<http://w3.arizona.edu/%7Euaextend/ilic3/>

5th European Ostracodologists' Meeting (EOM V), Cuenca, Spain, 21-27 July 2003 Ostracods as (paleo)biological proxies

Focusing on the biology of Ostracods, the usefulness of these microcrustaceans in different disciplines (limnology, oceanography, palaeoecology, evolution, climate change and human impact studies) will be the main subject of this conference. The meeting will also serve as a platform to discuss the use of recent models based on individual and/or population characteristics, which provide powerful tools for palaeoenvironmental interpretation and studies of evolutionary trends from the Palaeozoic to the Recent. For more details : <http://www.uv.es/EOM-V/index.html>

15th International Symposium on Ostracoda (15th ISO), Free University of Berlin, September 2005

This meeting is officially sponsored by the International Research Group on Ostracoda (IRGO) and the Free University of Berlin. IRGO is affiliated with the International Paleontological Association under the International Council of Scientific Unions and UNESCO. We also hope to get sponsorship by the Deutsche Forschungsgemeinschaft (DFG). For more details : <http://userpage.fu-berlin.de/~palaeont/iso15/iso15-main.htm>

4th International Congress on Environmental Micropaleontology, Microbiology and Meiobenthology. Isparta, Turkey, 6-11 September 2004

Every two years, the Environmental Micropaleontology, Microbiology and Meiobenthology Congress (EMMM) provides an opportunity to discuss recent and fossil eco-systems. The main objectives of EMMM 2004 are: (1) to continue the discussions initiated during the previous three symposia and enhance further exchange of ideas, (2) to bring together specialists with biological, geological and environmental backgrounds from different countries to discuss in a collaborative manner the environmental problems of global and regional changes, (3) to promote innovative multidisciplinary research in recent and fossil micro and meioorganisms, (4) to introduce the utilization of micro and meioorganisms to a broader audience and to bridge the gap between science, industry, national governments and interactive organizations and (5) to increase knowledge in the environmental field and awareness of the world's environmental problems. This first circular of EMMM 2004 (www.isemmm.org) includes important information on the organization committee and scientific committee, the themes, place and dates of the congress, and accommodation and pre-registration forms. The goals of the congress are to build upon the accomplishments of 2002, with the vision of improving the world we live in. Main Subjects of the Fourth International EMMM Congress, 2004

The conference will cover a wide range of topics, with special emphasis on the following:

- Micro- and meioorganisms as indicators of past and recent environments
- Micro- and meioorganisms as indicators of pollution for ecological risk assessment
- Industrial applications (including environmental applications) of micro- and meioorganisms
- Application of micro- and meioorganisms to archaeology and medicine

Conference Reports

The AASP - NAMS -TMS Joint Conference (UCL, September, 2002)

Haydon Bailey

<hwb20@aol.com>

- a brief appreciation

Let me admit right at the start that I didn't make it to all the conference; that would have been physically impossible given the dual sessions. I missed part of the Thursday morning session and then went on the field trip on the Friday afternoon. Nevertheless, I'll present a personal impression of three really enjoyable days at UCL and if anyone wishes to fill a few of the gaps, then that would be very welcome.

Tuesday evening - made it to the Ice breaker in the cloisters at UCL. Lots of 'old' familiar faces there, many of whom I've not seen for 10 years plus, so this is a great opportunity to reminisce and catch up on a lot of lost ground. By far the most important publication available that night was an August edition of *Woman* magazine, carrying the results of an interview with Neil Hulme (ex Paleoservices, Kronos, etc) on one-night stands (copies still available!). Perhaps a sad, if curious, illustration of where palaeontology is heading. Ended the evening dining very well with Jim Fenton, Roger Davey, Mike Charnock, Paul Milner, *et al.* - as a non-Robertson, micropalaeontologist I was made very welcome - a good indication of how friendly the meeting was to be.

Wednesday 11th September. A difficult day

to start for all our American colleagues who'd joined us in spite of the tragic events just 12 months ago. We shared a minutes silence with them in keeping with the anniversary and in the hope that such an event is never repeated.

The start of the formal presentations fell to Felix Gradstein, where he very ably re-introduced us to quantitative methodologies. He was followed by Paul Sikora who, with his colleagues at BP, Utah and Andy Gale, presented the results of several studies of proposed Late Cretaceous stage boundary stratotypes. Whilst I don't always agree with Paul's conclusions, it was excellent to hear him present his results and interpretations so clearly. Jim White concluded the first session with a status review of the work carried out in Canada developing the Palynodata Early Cretaceous database and it's related software Palynoplot. This vast reference source includes information from over 20,000 items of literature collated over several decades and deserves to be acknowledged as an amazing tool in stratigraphic interpretation.

After coffee I was faced with a very difficult choice, Palynology or Palynology? I resisted the urge to visit Waterstone's and headed for down under. Jim Riding gave us a fascinating review of the similarities (and important differences) between the Jurassic palynofloras of Australia versus those of the northern hemisphere. Just another 'Ashes' competition as far as I could see. Bill Cornell gave us a really good insight into the dinocyst assemblages from the Albian of New Mexico and Dan Michoux rounded off with an excellent guided tour around the palynology of the Lower Cretaceous McMurray Formation. It was worth sitting in on this just for the panoramic photos of

Alberta taken from the helicopter. The scenery and outcrops looked amazing and I never thought I'd see evidence of Dan belaying down a very sheer rock face in order to collect those all important samples.

Back on home ground after lunch, with Wynn Hughes presenting the results of a huge amount of core evaluation from the Aptian Shu'aiba Formation of Saudi Arabia. This was a fascinating presentation of a really good story and one of my highlights of the day. We stayed with mid-Cretaceous 'larger' forams for the next presentation and I was feeling much more at home. Stephan Coric then went on to relate an unusual use of micropalaeontology when he and Fred Rögl had to determine the precise stratigraphic level for the origin of sediment contamination in a mineral water supply in the Vienna basin. The combined use of nannoplankton and planktic foraminiferids allowed the provenance of the offending marls to be identified. A combined German/Egyptian team presented the results of a major field programme over the Paleocene/Eocene boundary succession in both platform and basinal settings, again providing us with an insight into the value of integrated studies. We returned to quantitative methods for the last session of the day, giving Silvia Spezzaferri the opportunity to review sea-level changes in the Eastern Mediterranean Neogene succession. The discussion of 'fuzzy' logic by Gary & Johnson which followed, was probably a little late in the day for me and I admit to feeling a little fuzzy for the last talk of the day when we returned to Felix Gradstein. On this occasion Felix introduced the audience to www.based biostratigraphy and the potential of the up and coming Chronos

database system. I'm sure this is the direction we're all heading, we just have to try to keep up with the rapid pace of the advances.

the talks were followed with a two hour opportunity to inspect and catch up with the Poster presentations in the cloisters, and these always impress me with the high quality of the formats used and the finished results.

Thursday: I missed much of the morning session due pressures of work, so my apologies to all those speakers about Oman.... I did really want to hear them, but unfortunately missed out this time around. I made it in part way through the second session and was pleased to be in time to catch the two talks re-introducing me to the sequence stratigraphy of the Mid-Cretaceous succession in the Western Interior of the U.S.A.

The post-lunch session kicked off with a fascinating review of the Cretaceous succession off northwestern Australia (Backhouse *et al.*) and then it was back to northerly climates. Paul Milner and Mike Charnock presented two talks on the Late Cretaceous reservoir sections of the Norwegian Sea region. Both clearly illustrated the importance of good quality, high resolution analytical work in order to provide the development geologists with the information they need.

I made it to the last two talks of the day and benefitted from Pete McLaughlin's detailed work on the Neogene palynostratigraphy of the Atlantic coastal region. Naresh Mehrotra ably closed the formal sessions of the day with a systematic and thorough run through the palynostratigraphy of the major petroliferous basins of India.

A number of delegates, by judicious use of mobile phones, managed to congregate in a

St. James's hostelry and were in a pleasant frame of mind prior to the start of the evenings entertainment, for that is what it was. John Marshall presented a full biography of the palynological pioneer Arthur Raistrick. This was a real eye-opener, as John enthusiastically presented a detailed piece of research into the complete life-story of this complex, conscientious and hard-working scientist. It was a difficult act to follow, but Martin Farley was up to it. Having considered one of our pioneers, it was time to consider where we go from here. Martin has, of late, taken on the role of playing devil's advocate in his assessments of the future of biostratigraphy, but his conclusions were by no means bleak. With the science we have available to us there are new applications opening up all the time. It's just up to us to market them and maximise our opportunities.

Friday morning; slightly bleary, occasional snoring in the crowd, obviously the after effects of the night before. Chris Denison and Rachel Preece made an ambitious double-act providing us a valuable insight into the practical uses of biostratigraphic data integration. I was on second - still noises off from somnolent well wishers - and was grateful to hand over to Wynn Hughes who, like me, presented the results of some detailed biofacies work.

The post-coffee session was just like old times with three talks on the Jurassic palynology of the North Sea (yes, I was pleased I'd had that coffee). Drs. Butler *et al.* and Hogg *et al.* covered the Middle Jurassic and Les Riley managed to get on stage again and bring us back to his favorite Oxfordian - Volgian succession, this time in the Janice Field.

The heavens smiled upon us over lunchtime so that the group photograph

could be taken on the steps of UCL and after that it was off to the Isle of Wight for the field trip (more on that elsewhere). I'd sat through a lot of talks, learnt an awful lot (I hope), still missed out on much, including all that *Faeces Facies* (yes, there was a whole day on it) and met up with many old friends and we're still good friends. That to me was one very successful event and my sincere thanks go to all the organizers and particularly to Jim Riding and Jamie Powell who achieved so much. To Alan Lord and all his helpers at UCL, a really big thank you. I'm sure much went as smoothly as it did because of their attention to detail and willingness to help. Looking forward to the next one!

The AASP-NAMS-TMS post-conference field trip

After two and a half days incarcerated in various lecture theatres it was great to be on the open road and heading off to the Isle of Wight, only it was very open. It was a Friday afternoon and the traffic out of London wasn't moving all too quickly. Nevertheless, we battled on or at least our drivers did. It was also a little ominous to be travelling to the Isle of Wight in minibuses hired from 'Parkhursts'.

Anyway we made it and our accommodation was extremely welcoming, down one of the main streets in Ryde as opposed to a visit to Her Majesty's Prison Parkhurst as the name on the bus implied. The hotel staff were really helpful, the food was good and the motley international collection of micropalaeontologists were getting to know each other over a beer or two. The Saturday morning was spent on Sandown Bay, initially yomping along the beach in order to maximise our time on the headland at Culver before the tide

threatened to cut us off. Although the aim was to cover the section up as far as the Top Rock in the Upper Turonian chalk section, we were able to amble our way back through the mid-Cretaceous succession, allowing those who wished to sample at as many levels as possible. There was much discussion regarding periodites, organic fluxes, eustatic controls and hardground formation during this part of the trip.

We then managed to introduce our overseas guests to the joys of an English cream tea taken in a cottage garden in Old Shanklin. If they forget the geology, they won't forget the calories they stoked away between sections as we followed this with a brisk walk down on to the beach at St. Catherine's Point in order to scavenge for macrofossil remains.

Back to the hotel for a shower, shave and move to the bar and dining room. The dinner on the Saturday night was excellent and it seemed no time at all until the staff were trying to kick us out.

Sunday was spent on the northern side of the eastern end of the island, working through the White Chalk sequence of Whitecliff Bay, effectively from the Coniacian section at the top of 'The Nostrils' through to the top of the chalk within the Upper Campanian *mucronata* Zone. Many of the party also found time to venture into the overlying Tertiary section, although personally reasons for this seemed a little wasted on me. We managed to fit in considerable discussion about flint formation, during the morning with numerous levels of paramoudra flints visible and some excellent exposures of *Thalassinoides* burrowing due to recent rock falls.

The trip was organised and led by Iain Prince, Bruce Tocher and Ian Jarvis; the

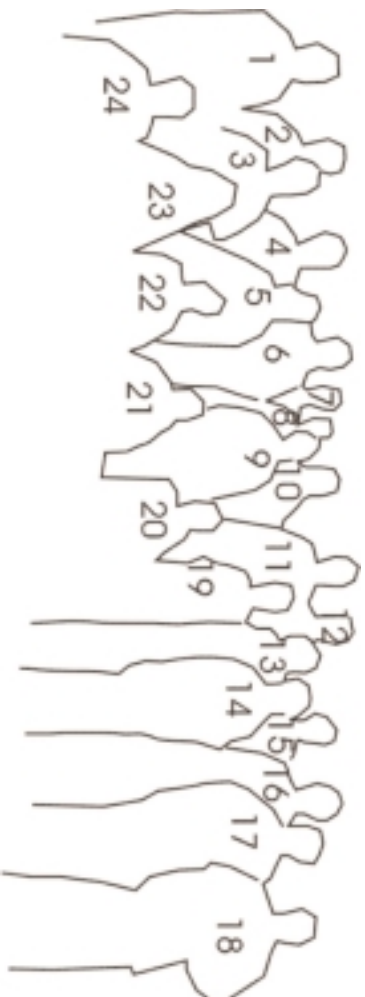
two 'Ians' also acting as mini-bus drivers for the trip. They did a brilliant job, providing all those essentials for such a trip....good accommodation, a clear field guide, low tides, safe driving, good food and even transport to Newport hospital A & E department for the minor wrist fracture inherited by Kaj Pedersen due to a fall whilst scrambling over one of the rockfalls at the end of Sandown Bay during Saturday's excursion.

It all provided a fitting close to an excellent conference and we thoroughly enjoyed ourselves, as the attached photograph shows - glorious weather as well - it even made it worth fighting through that London traffic.

Haydon Bailey

<hwb20@aol.com>

Isle of White Field Trip, 2002



1. Mike Chamock
2. Fredrick J. Rich
3. Joyce Lucas-Clark
4. Eddie B. Robertson
5. Sylvia Robertson
6. Haydon W. Bailey
7. Ian Jarvis
8. Susanne Lassen
9. Yow-Yuh Chen
10. Naresh C. Mehrotra
11. Iain Prince
12. Peter P. McLaughlin, Jr.
13. Kaj Raunsgaard Pedersen
14. Karen Dybkjaer
15. Martin Pearce
16. Anthony J. Harris
17. James M. White
18. Carlos Jaramilo
19. Linn H. Johansen
20. Bruce Taylor
21. James C. Ingle Jr.
22. Thomas D. Davies
23. Judith Gennett
24. Stefano Torricelli

ISJS – Sicilly 2002

The 6th International Symposium on the Jurassic System was held in Mondello (Palermo), Sicilly, in September 2002.

With the pre-conference and post-conference excursions this was a major undertaking and the organisation was first class. Manuscripts were collected from authors at the meeting and Guido Parisi processed these and identified reviewers during the meeting. Many of us left Palermo with an envelope of papers to review! The final proceedings volume is, therefore, in production and it would be good to see the papers published as soon as possible. During the meeting, which was attended by ~180 geologists from all over the world, there were a series of keynote talks to plenary groups followed by parallel sessions on identified themes. Things flowed smoothly and there were few grumbles from participants, although there were the inevitable clashes of interest.

The UK was well represented, with a number of papers and posters presented by attendees from a wide range of institutions. During the meeting there were a number of meetings of the various Working Groups that are primarily concerned with the GSSP definitions. Of particular interest is the fact that the Pleinsbachian GSSP now looks as though it will be defined in the Wine Haven (Robin Hood's Bay) section on the Yorkshire Coast. The Working Group, led by Christian Meister (Geneva) presented their final report in Palermo. The base of the Toarcian will be the subject of a detailed investigation of the Peniche section in Portugal and any (micro)palaeontologists with information on that succession should contact a member of the Working Group. The GSSP for the Oxfordian had initially been

proposed for a section in SE France but it now seems that an alternative might be found in Ham Cliff on the Dorset Coast. A team of specialists is being assembled to generate a proposal for that section that must involve as wide a range of disciplines as possible. Some work is already completed and there is a strong possibility that this section could become the GSSP for the stage. The Kimmeridgian Working Group gave an update on progress with the section on Skye.

There were four proposals for the location of the 2006 meeting of ISJS; S.W.England, Warsaw (Poland), Nanjing (China) and Varanasi (India). The choice of the location for the next ISJS, following a vote, was Poland, with the meeting being held at some time during the summer of 2006. As this is the same year as FORAMS 2006 I can only hope that there is no clash!

The Sicilly ISJS was a good meeting, enjoyed by most and we congratulate our Italian hosts on their organisation. The location, on the shoreline just outside Palermo, was beautiful (as was the swimming pool for those not involved in the sessions!).

Malcolm Hart

University of Plymouth

<mhart@plymouth.ac.uk>

CoccoCo: Coccolithophores - from molecular processes to global impact, Centro Stefano Franscini, Monte Verita, Ascona, Switzerland, 10th-15th February, 2002 (www.coccoco.ethz.ch)

Jeremy Young's CODENET (Coccolithophore Evolutionary Biodiversity and Ecology Network) and the ETH group (led by Hans Thierstein) joined forces to host this conference in the beautiful surroundings of Monte Verita, with its unique Italian-Swiss flavour (I must say, I am no longer a fan of polenta, though!). The 'organic' conference centre/hotel (in the late 19th century, the preserve of a group of intellectual naturalists) is perched above Lago Maggiore and surrounded by pines and magnolias, this scenery visible from extensive windows and terraces. Although the pace and breadth of the science, predominantly the culmination of four year's worth of research under the EU-funded CODENET umbrella, was exhausting to those of us only familiar with the fossilised side of things, we were fed and watered three times a day (all included in the conference fee), and allowed to help ourselves from the bar-fridge in the evenings. This gave us plenty of opportunity to mingle in a relaxing atmosphere, and consequently I believe that everyone came away with a much deeper understanding of the broad nature of coccolithophores.

We got to see a little of the town of Bellinzona, with an organised trip to the castle. Social bonding was cemented at the conference dinner, held in an atmospheric restaurant (up a mountain and across a stream - very romantic!), where the waiters

forced us to drink wine from jugs, rather than glasses, and Linda Medlin forced every male at the dinner to dance with her (apart from the really stropky ones)! The meeting encompassed seven themes: cell biology & biochemistry; coccolithophore ecology; *E. huxleyi* physiological ecology & bloom studies; molecular phylogeny & evolutionary biodiversity; microevolution & species-level variation; modern & ancient coccolith carbonate fluxes; and evolutionary development of coccolithophorids vs. global change. The presenters, ranging in specialisation from plant biologists, through 'culture nerds', to nannofossil stratigraphers and system modellers, covered a range of subjects from the molecular clock (Linda Medlin) through the history of the evolution of the group (Paul Bown), and monitoring living coccolithophorids on a variety of scales (William Balch), to determining feedbacks between their long-term evolution and carbonate flux (Bill Hay, Hanno Kinkel). The conference also acted as a forum for co-ordinating future studies. A selection of the presentations will be included in a conference volume, to be published as a book (see the website for details).

Jackie Lees
<j.lees@ucl.ac.uk>



Lake Pueblo State Park, Colorado, USA.

Workshop on Cretaceous Climate and Ocean Dynamics, Florissant, Colorado, USA, 14th-18th July, 2002

(www.whoi.edu/ccod/information.html)

This limited-attendance (100 scientists) meeting was simply brilliant! Organised by Tim Bralower, Karen Bice *et al.* to bring together the ‘top names’ in Cretaceous research (yes, and me), and held at The Nature Place, a ‘dry’ conference hall and cabin complex set in a pine forest, miles from anywhere (well, a couple of miles from the Florissant fossil beds), we worked from 8am to 9pm with breaks for coffee, lunch and dinner. But it didn’t feel like hard work at all...Stumbling out of your cabin into clean, crisp air, with blue-jays flitting around the pines, and sitting outside for breakfast with hummingbirds quarrelling over the feeders overhead and a view of the Rockies in front of you was almost like being in a Disney film! Then to work - another stroll through the trees, and past the gym (which only made me feel a little guilty every day).

The sessions were divided into themes covering everything to do with Cretaceous climate: isotopic records, biotic records, environmental & biotic consequences of large igneous provinces, OAEs & critical intervals, sea-level records & mechanisms for global eustatic change, and atmospheric & ocean circulation. Each day, there were one or two keynote lectures on top of the regular program, the final one after dinner. These included: Cretaceous climate changes: a palaeobiological perspective (Elisabetta Erba); the Cretaceous carbon cycle: interpreting the carbon isotope record (Mike Arthur); terrestrial linkages between the atmosphere and biosphere:

Cretaceous applications (Hope Jahren); speculations on circulation of the Cretaceous ocean (Bill Hay); coupled ocean-atmosphere-vegetation models of warm climates (Paul Valdes); and mid-Cretaceous igneous events and geological responses: the devil is in the details (Roger Larson).

This was a dry locale but did I say it was a dry conference? Actually, the organisers circumvented this by bringing in a truck-load of beer and wine (literally), which we all paid a contribution to on arrival (you get a lot for your \$20 in Colorado!). The kegs were rolled out for the poster-sessions, and then the networking really got underway. I’m obviously biased, but I reckon people working on the Cretaceous are the nicest. I met a number of people whose names were familiar to me from the literature but who I never thought I’d ever rub shoulders with. What struck me particularly about this group was how dynamic they are in their research - I have to assume some people never sleep, the number of (quality) publications they get out each year!

The conference field-trip took us to see the Albion through Turonian at the potential stratotype location for the Cenomanian/Turonian boundary at the Rock Canyon Anticline, in Lake Pueblo State Park. This was extremely well-organised, the field-leaders being equipped with posters showing us exactly where we were and what was what and why, and what we were going to do next. One of the things I love about the US is its geology. The scale is so much larger than the British equivalent, and for me this makes it much easier to understand the context of the sediments and appreciate the vastness of geological time. And for someone who, as a student, wondered why we only ever

went on field-trips during foul weather , Colorado in summer was perfect! That was until mid afternoon, when we were slogging up the Fort Hays Limestone in baking heat (the photo on page 38 shows us at the bottom of the ascent) with no water left! But waiting for us at the top were the buses with coolers full of chilled water (David Watkins - what a gentleman - he gave me the last cupful!) and soft drinks...absolutely perfect timing.

Jackie Lees

<j.lees@ucl.ac.uk>

INA9, Parma, Italy, 9th-13th September, 2002

(www.geo.unipr.it/~ina9/)

This year the 9th INA Conference was held in the historical city of Parma, Italy. First of all some statistics: there were 113 official attendees, two unofficial (underage) attendees, 39 talks were given and 35 posters were exhibited. Talk and poster sessions were held in the Aula Magna building in the centre of Parma for the first couple of days, then for latter half of the week we transferred to the university campus on the outskirts of the city.

A variety of subjects were tackled, including Mesozoic and Cenozoic biostratigraphy, palaeoecology, palaeobiology, coccolith carbonate flux and nannoplankton as climate proxies. Amongst other high-quality presentations, innovative talks were given by Jean Self-Trail, on impact shocking effects on the distribution and taphonomy of calcareous nannofossils from the Chesapeake Bay impact crater (SE Virginia), and by Karen Henriksen *et al.*, on atomoc force microscopy of coccoliths, and impliactions for biomineralisation and diagenesis.

For those of us who had never visited Parma (or Italy) before, various small tours were organised so we could get a taste of the region: a visit to the Biblioteca Palatina, where an impressive piano and soprano recital was held, and later in the week, a tour was organised to visit a medieval castle (Torrechiara, where the film *Ladyhawke*, starring Michelle Pfeiffer and Matthew Broderick, was filmed), the Magnani-Rocca Art Museum (containing an original Monet painting), and a Parma ham factory (the few veggies amongst us who couldn't stomach that part took refuge in a trucker's cafe a short walk away along the motorway...!).

Most of us attended the excellent conference dinner that was held in the Societa di Lettura. After a delicious meal, an informal meeting was held to deal with various bits of official INA business. After 13 years of excellent service, Bill Siesser stood down as the INA Bibliographer, leaving the position vacant (it has since been decided that Mário Cachão, Ric Jordan and Harald Andruleit will share joint responsibility for this job). Katharina von Salis was awarded a plaque and the first Honorary Membership of the INA in recognition of her having founded the INA, acted as its Presedient for 16 years, and for continuing to be an inspiration. To end off the night, three presentations were given, by David Watkins, Emanuela Mattioli and Mário Cachão, selling Lincoln, Nebraska (and car-henge), Lyons, France (and French cuisine and bars), and Lisbon, Portugal (plus field/boat-trips and Port) as possible venues for the next, INA10, conference in 2004....we await the results!

Awards (copies of the NannoWare CD ROM) were given at the end of the conference for the best student talk

(awarded to Davide Persico for a talk on high-resolution calcareous nannofossil biostratigraphy and palaeoecology from Eocene-Oligocene sediments, Maud Rise, Weddell Sea and Kerguelen Plateau, Antarctica), and the best student poster (awarded to Elisa Malinverno for her poster on morphological variability within the genus *Calciosolenia*, and its relationship to the genus *Anoplosolenia*: extant coccolithophorids from the eastern Mediterranean). A third award was given to the second youngest conference attendant, Kieran (nine months old - the youngest being Eliza, aged 8 months!) for squealing in the right places during the most exciting talks!

Once the conference was over, about a fifth of the attendees headed off on the field-trip to Cinque Terre, a stretch of the Ligurian coastline notable for its picturesque fishing villages nestled between rugged cliffs and subvertical vineyards. The trip was a model of organisation, and had folk clambering from bus to restaurant to boat with ease. Arrival in the Cinque Terre on the Friday afternoon gave time for a relaxing swim off the beach of Monterosso, where the night was spent. The next day saw a trip out on a boat, from where the Triassic-Tertiary Tuscanid succession was leisurely viewed. Lunch was held in Portovenere and from there we were driven back to Parma across the Apennines, stopping to see the Romanic cathedral of Berceto. Thanks go to Guiliiana Villa and her team at the Università Degli Studi di Parma for organising an excellent conference and field-trip, also to Ben Walsworth-Bell and Elena Colmenero-Hidalgo for contributing to this summary. A selection of photos are viewable on the INA website (www.nhm.ac.uk/hosted_sites/ina/galleries/

ina9/index.htm). Two conference volumes will be produced: a special issue of Marine Micropalaeontology and a special issue of the JNR.

Emma Sheldon
<es@geus.dk>

6th International Symposium on the Jurassic System, Mondello, Sicily, Italy, 16th-19th September, 2002 (www.dst.unito.it/6thISJS/)

Uncomfortably, nannopalaeontologists were massively outnumbered by ammonitologists (as they call themselves) in Mondello! This was a large conference, with the science presented between two sets of field-trips. I didn't attend any of the field-trips but all conference participants received a rather spectacular and thorough field-guide (partly the work of a nannopalaeontologist, Dr. Francesca Lozar). In addition, we all received two beautifully-presented volumes on Jurassic ammonites and other fauna. The conference was expertly-organised by, primarily, Giulio Pavia, Luca Martire and Francesca Lozar, all from Torino University.

Another conference hosted on-site (for most people), in the lovely Splendid Hotel La Torre, which boasts a decent-sized pool, leading onto a fair-sized sunbathing terrace overlooking the Tyrrhenian Sea, a piece of which was roped off for our use (there was a reasonably strong current going round the headland!). With a water temperature >20°C, this proved to be a good place to chat and exercise during the extended lunch periods (1-3pm)!

As with all large conferences, each day you really had to plan your talks-

attendance in advance, with three separate oral sessions being run at once. My only criticism of this is that session overseers really need to keep to the timetable, so that you don't end up missing talks in other sessions, and speakers aren't interrupted by people coming and going. Keynote talks included the themes of Sicilian Jurassic geology, Jurassic stratigraphy, and Jurassic ammonite biogeography. The sessions (oral and poster) were divided into a variety of themes: integrated stratigraphy and GSSPs, palaeoenvironment, palaeoceanography, palaeobiology, tectonics and sedimentation, and geoconservation. This latter theme should be of interest to us all, since there still seems to be much to debate about whether and how this should proceed, and the real problems associated with physically conserving sites. These well-informed presentations encompassed the need for protection of sites and fossils, the legal framework and social management of protected sites, and the state of the art and associated problems of particular case studies.

In general, microfossil science was well-represented, with oral/poster presentations concerning **nannofossils** (four oral: Pliensbachian-Toarcian and Jurassic-Cretaceous integrated biostratigraphy - Comas-Rengifo *et al.*, Marino *et al.*; synchronicity of the Early Toarcian anoxic crisis - Mailliot *et al.*; palaeoceanography - Bown *et al.*; and seven posters: Kenyan Middle Jurassic litho- and biostratigraphy - Chiocchini *et al.*; Kimmeridge Clay palaeoenvironment - Lees & Bown; Sicilian integrated biostratigraphy - Chiari *et al.*; Spanish Pliensbachian/Toarcian integrated biostratigraphy - Comas-Rengifo *et al.*; Portuguese Toarcian integrated chemo- and biostratigraphy - Duarte *et al.*; Spanish Lower/Upper

Bajocian integrated stratigraphy - Sandoval *et al.*; Italian Pliensbachian biotic and isotope changes - Mattioli *et al.*), **radiolaria** (6/13), **foraminifera** (7/5), **palynomorphs** (3/1), **ostracods** (0/4) and **dinoflagellates** (1/1).

Of major interest to myself was the session on palaeoceanography and palaeobiology. Hugh Jenkyns (Oxford) presented the state-of-the-art Jurassic chemostratigraphic data (the relatively reliable $^{87}\text{Sr}/^{86}\text{Sr}$, $^{12}\text{C}_{\text{carb}}$, $^{13}\text{C}_{\text{org}}$ curves, and less so Mg/Ca , ^{18}O , $^{15}\text{N}_{\text{org}}$), highlighted its limitations, but made a case for multiparameter chemostratigraphy being very useful in providing higher stratigraphical resolution than attainable through fossils, and for illustrating gaps in the sedimentary record and changes in sedimentation rate. He then summarised the palaeoceanographic implications associated with such data: although black shale accumulation was significant through the Jurassic, the Lower Toarcian is the only interval which contained globally high TOC values, i.e. is an Oceanic Anoxic Event. Complementarily, Helmut Weissert *et al.* (Zürich) explained how the Late Jurassic ^{13}C curve shows an underlying trend towards lighter values through the Late Jurassic, reflecting decreasing C_{org} accumulation (reduced C reservoir) and increasing coccolith-carbonate preservation (oxidised C reservoir). This switchover apparently came about due to falling sea-levels, a lowered CCD, and increased weathering rates, which caused an increase in oceanic alkalinity and decreased CO_2 levels.

Using the Belemnite Marls (Pliensbachian) and Kimmeridge Clay (Kimmeridgian) as case studies, Paul Bown *et al.* (London) explained how we can use nannofossils as indicators of Jurassic surface-water

environments. In the former case, nanofloral assemblages differ significantly between the light- and dark-marl bedding couplets. Lower-diversity assemblages in the light marls are dominated by *Crepidolithus crassus*, and are interpreted as the product of heightened surface-water productivity, caused by nutrient influx delivered through vertical mixing in the water-column. In the second case, all of the assemblages are low-diversity and dominated by watznaueriaceans. This primary signal is interpreted as resulting from dominance of the photic zone by r-selected (growth-maximising) coccolithophores in virtually-permanently nutrient-enriched surface-waters.

Malcolm Hart *et al.* (Plymouth) linked eustatic sea-level change, particularly the exploitation of ecological niches following sea-level rise and/or anoxia, to the enigmatic Jurassic evolution of planktonic foraminifera. He expressed the hope that this could be corroborated by future finds of these rare specimens.

At the ISJS plenary meeting on the final day, it was decided that the 7th symposium will be held in Poland.

It wasn't all hard work - the ice-breaker on the first evening, held on one of the terraces, was accompanied by a fortuitous but spectacular and very noisy fireworks display from a boat out in the bay. The conference dinner was held in the courtyard of an old building in Palermo, and featured delicacies such as prickly pear, which went down well after the pink and green cocktail aperitifs!

Jackie Lees

<j.lees@ucl.ac.uk>

International Meeting and Workshops of the Commission Internationale de Microflore du Paléozoïque (CIMP – 2002): Palaeozoic Palynology in the Third Millennium: new directions in acritarch, chitinozoan and miospore research''

This summer has been a test of social and academic stamina even for the most seasoned palynological conference-goers. The latest CIMP meeting was sandwiched between the 6th European Palaeobotany-Palynology conference and our own TMS/AASP/NAMS London meeting. The CIMP meeting was hosted during the first week of September by the Université des Sciences et Technologies in the delightful French city of Lille. An excellent technical programme included over fifty oral presentations and around twenty posters covering many diverse Palaeozoic palynological topics; from the calibration of Devonian spore zones with U-Pb zircon-dated ash beds (Hughes & Higgs) to the palaeoclimatic significance of the Devonian-Carboniferous boundary (Marshall *et al.*). The healthy volume of presentations made it necessary to run parallel programmes for the Spore/Pollen and Acritarch/Chitinozoan Subcommissions for three of the nine sessions. There was a pre-conference excursion looking at the Lower Palaeozoic of Brittany and the meeting was followed by a glimpse at the Palaeozoic of Belgium. The meeting was, as ever, augmented by a strong social component including a drinks reception at the Lille Museum of Natural History and a gala dinner across the Belgian border in Tournai, following a

guided tour of the historic town itself. Additionally, more informal Anglo-Irish ‘discussions’ took place in the plethora of late-opening bars and clubs, which Lille had to offer. Special thanks must go to Thomas Servais and Ludovic Stricanne for organising the successful event.

Dan Finucane
Ichron Limited

Membership Application Form

Membership is open to individuals and to libraries on the payment of the appropriate annual subscription. Rates for 2003 are:

Library Membership: contact Geological Society Publishing House

Student Membership: £15 per annum

Ordinary Membership: £30 per annum Retired membership: £15 per annum

NAME (including title).....

ADDRESS

.....

.....POSTCODE.....

COUNTRY.....

TELEPHONE.....

FAX.....

EMAIL

I am interested in receiving details of meetings of the following specialist groups

☐ Foram ☐ Microvertebrate ☐ Nannofossil ☐ Ostracod ☐ Palynology ☐ Silicofossil

☐ I would like to become a member of the The Micropalaeontological Society

☐ I would like to become a TMS Foundation member (suggested minimum donation £25)

I enclose a cheque/money order/bankers draft for the sum of

I wish to pay by credit/debit card (£1 surcharge) Total Sum

Visa/Mastercard/Switch No.

.....

Issue No..... Expiry Date.....

Cardholders Address (if different from above).....

.....

.....

.....

Signed..... Date.....

Students Supervisor

Alternatively, non-UK applicants may pay directly into the TMS bank account

:

Please make all cheques payable to “The Micropalaeontological Society” and send with this application form to: James B. Riding, Treasurer, The Micropalaeontological Society, British Geological Survey, Keyworth, Nottingham, Nottinghamshire, NG12 5GG, UK.

Journal of Micropalaeontology

SALE OF BACKPARTS OF VOLUMES 1 TO 12

The TMS holds stocks of backparts of Volumes 1 to 12 of the *Journal of Micropalaeontology*. The Journal was instigated in 1982 and has rapidly developed into one of the leading journals in the field; the subject matter and geographical scope varies widely and all microfossil groups are represented. Society members, non-members and institutions may purchase backparts of Volumes 1 to 12 inclusive for £2.20 each including second class postage. Domestic postal charges are significantly less, the more copies ordered, for example, full sets in the UK are £28 (£20 + £8 for parcel post and packing). Overseas clients should remit £3.50 per part inclusive of surface mail postage. Pre-payments are acceptable, but clients (especially from continental Europe and overseas) are advised to request an invoice to avoid over- and under-payments. The parts are £1 each exclusive of postage, therefore clients able to buy them direct from the Treasurer (address below) can make substantial savings. Individual copies (offprints) of papers are available at £0.70 each inclusive of (domestic) postage and packing. Author of papers wishing to purchase multiple copies should direct enquires to the Treasurer; bulk discounts are available on papers from certain parts. Please indicate the parts you require in the left-hand column below; a tick will indicate one copy. Should you wish to order multiple copies, please clearly indicate the number you require.

_____	Volume 1	July 1982	Seventeen papers, 153 pp.
_____	Volume 2	July 1983	SOLD OUT
_____	Volume 3, Part 1	March 1984	SOLD OUT
_____	Volume 3, Part 2	September 1984	SOLD OUT
_____	Volume 4, Part 2	August 1985	Thirteen papers, 187 pp.
_____	Volume 5, Part 1	April 1986	Fourteen papers, 114 pp.
_____	Volume 5, Part 2	December 1986	Eleven papers, 106 pp.
_____	Volume 6, Part 1	May 1987	SOLD OUT
_____	Volume 6, Part 2	November 1987	Ten papers, 121 pp.
_____	Volume 7, Part 1	May 1988	Thirteen papers, 109 pp.
_____	Volume 7, Part 2	December 1988	Nine papers, 138 pp.
_____	Volume 8, Part 1	June 1989	Thirteen papers, 130 pp.
_____	Volume 8, Part 2	December 1989	Ten papers, 117 pp.
_____	Volume 9, Part 1	May 1990	Ten papers, 114 pp.
_____	Volume 9, Part 2	March 1991 for 1990	Seventeen papers, 141 pp.
_____	Volume 10, Part 1	August 1991	Fifteen papers, 114 pp.
_____	Volume 10, Part 2	December 1991	Eleven papers, 120 pp.
_____	Volume 11, Part 1	June 1992	Eleven papers, 105 pp.
_____	Volume 11, Part 2	December 1992	fifteen papers, 137 pp.
_____	Volume 12, Part 1	August 1993	SOLD OUT
_____	Volume 12, Part 2	December 1993	SOLD OUT

I wish to order..... parts @ £2.20 each (£3.50 overseas), inclusive of second class postage.

Please invoice me

OR I enclose remittance of £.....

Cheques should be made payable to 'The Micropalaeontological Society'

I do/do not require a receipt (delete as applicable)

Please return the completed form to (xerox copies acceptable) to:

Jim Riding, British Geological Survey, Keyworth, Nottingham, Nottinghamshire, NG12 5GG

BIOTEC

Little Lower Ease
Cuckfield Road
Ansty, West Sussex
UK, RH17 5AL

Tel/Fax: +44 (0)1444 452 282.
email: ray_bate@compuserve.com



Biotec manufactures multicelled, single and 4-celled slides for the storage of microfossils and small zoological or botanical specimens.



All slides available in cardboard with aluminum holder and glass coverslide. Black or white cell backgrounds.



Slide dimensions 3" x 1" (76mm x 27mm)

Slides may be purchased complete or without glass cover slides to minimise air freight costs (brochure and price list available on request)

- Inexpensive cardboard storage boxes 317mm x 92mm x 56mm with internal divisions to hold 120 slides. Available in seven colours. Alternative sizes can be made to order.
- Pine storage cabinets (28 drawers) with or without glazed door
- Picking trays (brass, sprayed matt black) 3 3/4 x 3 1/4 (97x84mm)
- 0, 00 and 000 picking brushes
- Collecting bags (cotton)
- Storage pkts. (paper or plastic)

Biotec now has an account with Bank One, Houston, Texas.
Our U.S. Customers may pay by personal/Company Dollar Check